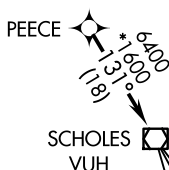
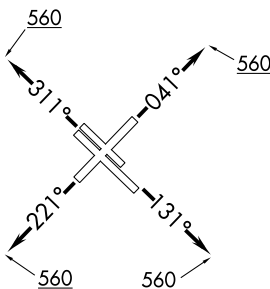


# PEECE SIX DEPARTURE (RNAV)

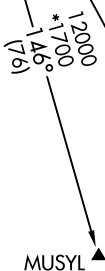
**TOP ALTITUDE:  
16000**

D-ATIS  
124.6  
CLNC DEL  
125.45  
CPDLC  
GND CON  
121.9  
HOBBY TOWER  
118.7 256.9  
HOUSTON DEP CON  
127.125 269.075



### TAKEOFF MINIMUMS

- Rwy 4: Standard with minimum climb of 500' per NM to 3800.
- Rwy 13L: Standard with minimum climb of 500' per NM to 4200.
- Rwy 13R: Standard with minimum climb of 500' per NM to 4400.
- Rwy 22: Standard with minimum climb of 500' per NM to 3900.
- Rwys 31L/R: Standard with minimum climb of 500' per NM to 3300.



- NOTE: DME/DME/IRU or GPS required.
- NOTE: RADAR required.
- NOTE: RNAV 1.
- NOTE: GPS required for ANKRR, KELPP, and MUSYL TRANSITIONS.

NOTE: Chart not to scale.

(NARRATIVE ON FOLLOWING PAGE)

KELPP ▲

SC-5, 15 MAY 2025 to 12 JUN 2025

SC-5, 15 MAY 2025 to 12 JUN 2025