



LUFKIN THREE DEPARTURE

ATIS
135.575 269.9
GND CON
121.6 275.8
ELLINGTON TOWER
126.05 253.5
HOUSTON DEP CON
134.45 284.0

**TOP ALTITUDE:
ASSIGNED BY ATC**

LITTLE ROCK
113.9 LIT 
Chan 86

NOTE: RADAR and DME required.
NOTE: For aircraft destined LIT or
overflying LIT or PXV.

LUFKIN
112.1 LFK 
Chan 58

FL183
0230
(240)


SKKIP

5000
0230
(6)

SUSHI

COLET

KYANN

HUMBLE
116.6 IAH 
Chan 113

DAISETTA
116.9 DAS 
Chan 116

TAKEOFF MINIMUMS

Rwys 4, 17L/R, 35L/R: Standard.

Rwy 22: 200-1¼ or standard with minimum climb
of 214' per NM to 300 or alternatively with
standard takeoff minimums and a normal
200' per NM climb gradient, takeoff must
occur no later than 1400' prior to DER.



NOTE: Chart not to scale.

(CONTINUED ON FOLLOWING PAGE)

LUFKIN THREE DEPARTURE

(LFK3.LFK) 07OCT21

HOUSTON, TEXAS
ELLINGTON (E,F,D)

SC-5, 15 MAY 2025 to 12 JUN 2025

SC-5, 15 MAY 2025 to 12 JUN 2025